


# MCVW16 WAFER CHECK VALVE

# MATE

## Technical Specifications

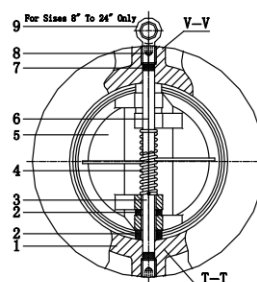
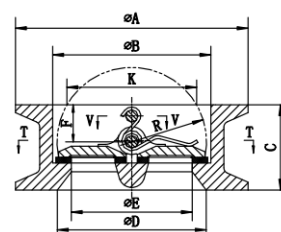
Specification	Description
Nominal Pressure	16bar
Shell Test Pressure	24bar
Seal Test Pressure	17.6bar
Working Temperature	-10°C ≤ T ≤ 120 °C
Working Medium	Water
Flange Standard	EN 1092-2 PN16



## Materials

No.	Part	Material
1	Body	Ductile Iron
2	Washer	PTFE
3	Lower Shaft	SS410* SS316
4	Spring	SS304
5	Disc	Ductile Iron* SS304 SS316
6	Upper Shaft	SS410* SS316
7	Seal	EPDM
8	Thread Plug	Carbon Steel
9	Lifting Eyebolt	Carbon Steel

\*Standard Material



## Dimensions (mm)

DN	A	B	C	D	E	R	K
50	107	65	43	59	48	29.7	47.4
65	127	80	46	78	60	37.1	62.6
80	142	94	64	91	70	44.4	68.9
100	162	117	64	110	88	55.7	97.1
125	192	145	70	142	115	67.7	121.4
150	218	170	76	170	134	78.6	144.6
200	273	224	89	222	182	103.9	197.1
250	328	265	114	264	223	127.1	233.7
300	378	310	114	310	260	148.3	283.8
350	438	360	127	360	300	174.4	333.6
400	489	410	140	414	355	197.4	378.1
450	539	450	152	450	382	217.2	415.1
500	594	505	152	505	435	242.8	471.6
600	695	624	178	605	536	296.4	574.5